








Complex	Pathogen	Disease	Sample	Sample transport	Organ, other sample type	Comments
Intestinal diseases, Enteritis, Sepsis	Campylobacter spp.	Enteritis	Cloacal / fecal swabs, faeces	Tubes for fecal samples, swabs with transport medium	Intestinal sections	Do not freeze! 
	Clostridium perfringens Type A, D and G	Necrotic enteritis, enterotoxemia	Cloacal / fecal swabs, faeces	Tubes for fecal samples, swabs with transport medium	Intestinal sections	
	Salmonella enterica subsp. enterica	Enterocolitis, septicemia	Cloacal / fecal swabs, faeces	Tubes for fecal samples, swabs with transport medium	Intestinal sections other organs	
	Brachyspira spp.	Enteritis	Cloacal / fecal swabs, faeces	Tubes for fecal samples, swabs with transport medium	Intestinal sections	Do not freeze! 
	Chicken Astrovirus	Enteritis	Cloacal / fecal swabs, faeces	Faeces sample tubes, swabs without medium	Intestinal sections	
	Turkey Adenovirus (TAdV)	Hemorrhagic enteritis, marble spleen disease	Intestines, carcasses		Liver, spleen, stomach, organs	Send frozen, rapid transport! 
Respiratory infections, Sepsis	Riemerella anatipestifer	Exsudative septicemia	Swabs of the conjunctivae, tracheal swabs, organswabs, carcasses	Swabs with transport medium	Lung, other organs	
	Escherichia coli	Extraintestinal diseases, septicemia	Tracheal swabs, organswabs, carcasses	Swabs with transport medium	Lung, heart, spleen, liver, etc.	
	Pasteurella multocida	Fowl cholera	Nasal swabs, tracheal swabs, organswabs	Swabs with transport medium	Lung, Liver	Do not freeze! 
	Mycoplasma spp.	Sinusitis, tracheitis airsacculitis, joint inflammation	Nasal swabs, tracheal swabs, lung or joint swabs, carcasses	Mycoplasma transport medium (can be purchased at RIPAC)	Lung, tracheal sections, legs	Rapid cooled transport (max. 24h) 
	Avibacterium paragallinarum	Infectious coryza, conjunctivitis, tracheitis	Swabs of the conjunctivae, nasal swabs, tracheal swabs, lung swabs, carcasses	Swabs with transport medium	Heads, lung	

Complex	Pathogen	Disease	Sample	Sample transport	Organ, other sample type	Comments
Respiratory infections, Sepsis	<i>Ornithobacterium rhinotracheale</i>	Ornithobacteriosis, tracheitis, sinusitis, pneumonia	Nasal swabs, tracheal swabs, lung swabs	Swabs with transport medium	Lung, tracheal sections	
	Avian Reovirus (TARV, TERV)	Arthritis, hepatitis, pericarditis, tenosynovitis, nephritis, enteritis	Organs, carcasses		Liver, joints, cecal tonsils, spleen	Send frozen! 
	Avian Influenza Virus A	Influenza	Tracheal swabs, cloacal swabs,	Dry swabs	Lung, tracheal sections	
Skeletal disease, Sepsis	<i>Enterococcus cecorum</i>	Arthritis, osteomyelitis, septicemia	Organ swabs	Swabs with transport medium	Bone marrow, kidney, liver	
Reproductive infections, Sepsis	<i>Gallibacterium anatis</i>	Oophoritis, salpingitis, peritonitis, septicemia	Nasalswabs, tracheal swabs, organswabs	Swabs with transport medium	Reproductive organs, liver	
Sepsis	<i>Erysipelothrix rhusiopathiae</i>	Septicemia, skin lesions, arthritis pericarditis	Organ swabs	Swabs with transport medium	Skin, joints, heart, liver	
Local infections	Avian Nephritis Virus (ANV)	Nephritis	Renal swabs	Dry swabs	Kidney	
	Fowl Adenovirus (FAdV)	Inclusion Body Hepatitis (IBH), Hepatitis Hydropericardium Syndrome(HHS), Gizzard Erosion Ulceration (GEU)	Organs, carcasses		Liver, spleen, stomach	Send frozen, rapid transport! 

Notice: For molecular biological examinations (PCR) we kindly ask for the additional submission of dry swab samples.
For all examinations the **sending of carcasses** (max. 10 kg, please announce sending) is possible.

For any enquiry, do not hesitate to contact us:

RIPAC-LABOR GmbH
Am Mühlenberg 11
14476 Potsdam-Golm

Tel.: +49-331-581840-0
+49-331-581840-10 (Diagnostic)
E-Mail: info@dopharma-ripac.com